



Cultural Site Sheet

Cultural site name	MEDICI CHAPELS
Type of site	Museum
Address	Piazza di Madonna degli Aldobrandini, 6
City	Florence
Contacts	Phone +39 055 0649430 mn-bar.cappellemedicee@cultura.gov.it
Website	https://bargellomusei.it/musei/cappelle-medicee/
WCAG 2.1 compliant accessible website	YES

TESTED BY: [Handy Superabile Social Promotion Association](#) in summer 2024

Please note The following information refers to the date of verification shown at the bottom of each sheet. **The Association** is not responsible for any significant changes made by the property after the visit.

Summary

Cultural Site Sheet.....	1
Description.....	2
Arrival at the property.....	2
Private/public parking.....	2
Route from the car park to the entrance	3
Reception and reception	4
Itineraries	5
NO	5
Services	8
Additional elements.....	8
Toilets for guests with reduced mobility	9
Medical practices/healthcare facilities.....	11

Project carried out with the contribution of the





Description

The Medici chapels, built as the burial place of the Medici family, are now a state museum in Florence, obtained from some areas of the basilica of San Lorenzo. The Medici chapels are now a museum, which can be accessed from the back of the basilica, in Piazza Madonna degli Aldobrandini.

General information

Opening and closing period	All year round except Tuesdays and December 25
Times	08.15 - 18.50 closed on Tuesdays
Ticket cost	Full ticket € 9.00 Reduced ticket valid for young people between 18 and 25 years old € 2.00 Free ticket under 18 and people with disabilities and their companions
Online purchase	YES

Arrival at the property



Private/public parking

Presence of private parking	NO
Public parking nearby	NO we are in a pedestrian area and in a ZTL
Eventual notes	It is suggested to park at the station and reach the site on foot or in a wheelchair. For private parking contact https://www.fipark.com/disabili/





Route from the car park to the entrance

The property can be reached	flat
There are indicators and tactile maps	NO
There is an accessible entrance	YES main entrance
How to access the site	<input checked="" type="checkbox"/> by means of a 30 cm wide threshold, with an internal step of 3 cm, in succession a 150 cm long ramp with a 5% slope and a 125 cm long innermost ramp with a 9% slope
Useful width of door/entrance gate	Above 90 cm
Type of door	with 2 doors that can be opened inwards
Type of handle	bar
Eventual notes	
	





Reception

How to access	flat
Priority access for visitors with disabilities	YES free and priority access without payment of the reservation
Orientation signs	<input type="checkbox"/> Signage with contrasting icons and colors to provide information on accessibility <input checked="" type="checkbox"/> Orientation signs according to the ISO23601 Safety Identification – Escape and Evacuation Plan Signs <input type="checkbox"/> directional signs placed at 140/170 cm with contrasting colors <input type="checkbox"/> Signs identifying rooms and paths placed at 140/170 cm with contrasting colors
Type of information material	<input type="checkbox"/> Braille guides <input type="checkbox"/> guides in large print





	<input type="checkbox"/> Facilitated Language Guides (AAC) <input checked="" type="checkbox"/> Audio guides in Italian, English, French, Spanish and German <input type="checkbox"/> video guides in LIS or subtitles <input type="checkbox"/> tactile maps <input type="checkbox"/> QR code <input type="checkbox"/> imapp
A cloakroom accessible to visitors with motor disabilities is available	YES some lockers at the entrance equipped with a key to be activated with a € 0.5 coin which is returned
Multilingual staff	YES
The staff followed a training course on welcoming people with different disabilities	NO
Presence of sign language interpreters	NO
Reception desk height	bench over 100 cm
The following aids are available for visitors with disabilities	<input type="checkbox"/> manual wheelchair <input type="checkbox"/> Crutches <input type="checkbox"/> Magnifier <input type="checkbox"/> Tablet with pre-installed app
Eventual notes	





Itineraries

Presence of maps	SI map on the central panel in the Medici crypt
Touch indicators and visual-touch maps	NO
Presence of didactic panels	YES
Video guides	NO
Touch models and touchable artworks/replicas	NO
Multimedia workstations accessible from a seated position	NO
Routes dedicated to children	NO

Project carried out with the contribution of the







<p>Stopping points</p>	<p>YES 2 points: in the Medici crypt (at the entrance to the museum) and in the chapel of the princes on the first floor</p>
<p>Route spread over several floors</p>	<p>YES no. 2 floors</p>
<p>Eventual notes</p>	
	
	
<p>How to access the rooms</p>	<ul style="list-style-type: none"> <input checked="" type="checkbox"/> ground floor <input checked="" type="checkbox"/> first floor and - 1 (Chapel of the Princes and Michelangelo's New Sacristy) by lift, reachable via 3 ramps: 1st ramp 349 cm long, 2nd ramp 300 cm long, 3rd ramp 163 cm long, with a slope of less than 8%. Elevator car width 81 cm, internal dimensions width 138 X depth 140 cm,







	<p>highest button height of the keypad of 138 cm – embossed keypad</p> <p>To access the new sacristy on the first floor there is a roto-translating lifting platform</p> <p>The Lorraine crypt is excluded from the elevator service, which can only be reached via a flight of stairs</p>
Usable width of door/entrance gate/corridor	Above 90 cm
Room Identification	Choose an item.
Bulletin board/information panels and captions	<ul style="list-style-type: none"> <input checked="" type="checkbox"/> captions positioned 105 cm from the ground and higher panels <input checked="" type="checkbox"/> Shadow-free fonts and serifs <input type="checkbox"/> easy-to-read text (AAC) <input type="checkbox"/> Braille or relief panel positioned 60-100 cm from the ground <input checked="" type="checkbox"/> Well-contrasted font, better black on a white/cream background <input checked="" type="checkbox"/> Panels and captions also translated into English
Eventual notes	
	





<p>Exiting the elevator, on the left you reach the New Sacristy, while on the right we find the Chapel of the Princes.</p>	<p>To reach the New Sacristy, the staff must be notified for the operation of a roto-translating platform-lift, which allows, from the corridor, access to the New Sacristy and vice versa, thus overcoming 3 steps.</p>
	
<p>New Sacristy</p>	<p>The new lighting of Michelangelo's New Sacristy. A LED system to enhance the works on display, including the Medici Madonna</p>
<p>Eventual notes</p>	<p>To get out, you have to go up by elevator from floor -1 to floor 0 and exit through the entrance</p>


Services

Additional elements

<p>Guided tours for groups</p>	<p>YES guided tours, at fixed times described at the information point at the entrance for groups of individuals who converge at the information point at the time of their choice</p>
<p>Guided tours for individuals</p>	<p>NO</p>
<p>Activities for children and families</p>	<p>NO</p>
<p>Guided tours with trained staff</p>	<p><input type="checkbox"/> in sign language</p>







	<ul style="list-style-type: none"> <input type="checkbox"/> for visitors with reduced mobility <input type="checkbox"/> in Facilitated Language (AAC) <p>The guided tours, at fixed times described at the information point at the entrance, are for groups of individuals who converge at the information point at the time of their choice</p>
<p>Accessible bookshop</p>	<ul style="list-style-type: none"> <input checked="" type="checkbox"/> flat by means of the same lift <input type="checkbox"/> via ramp Choose an item.
<p>Eventual notes</p>	
	<p>The bookshop is located on floor – 1 where the toilets are also located</p>

Toilets for guests with reduced mobility

<p>Number of accessible toilets for guests with reduced mobility</p>	<p>2</p>
<p>Location</p>	<p>The tested toilet is located on floor -1</p>
<p>How to access the premises</p>	<ul style="list-style-type: none"> <input type="checkbox"/> flat <input type="checkbox"/> via ramp Choose an item. <input checked="" type="checkbox"/> via the same elevator <input type="checkbox"/> via stairlift





Usable width of the entrance door	of the anteroom 78cm and of the bathroom 79 cm
Toilet height	50 cm
Toilet seat with open front tooth	YES
Support handles	to the right of the toilet
Flexible shower on the side of the toilet	YES
Free space on the sides of the toilet	left 27 cm right Above 90 cm frontal Above 90 cm
Electric doorbell/telephone	YES
Washbasin with space underneath for wheelchair approach	Above 70 cm
Height from the ground lower edge mirror	sufficient for use by a person in a wheelchair
Baby changing table	YES
Eventual notes	
	





Medical practices/healthcare facilities

Hospitals near the property	<p>SANTA MARIA NUOVA HOSPITAL – FLORENCE piazza Santa Maria Nuova 1 Florence Florence. direzionesanitaria.smn@uslcentro.toscana.it. Switchboard: 055 69381.</p>
Other healthcare facilities	<p>CAREGGI Hospital Largo Giovanni Alessandro Brambilla, 3, 50134 Florence FI Phone: +39 055 794111</p> <p>SAN GIOVANNI DI DIO HOSPITAL - TORREGALLI - FLORENCE Nephrology and dialysis Dr Alberto Rosati tel 055 6932238 alberto.rosati@uslcentro.toscana.it</p> <p>SANTA MARIA NUOVA HOSPITAL - FLORENCE SOS Nephrology and dialysis Dr. Raffaella Siervo tel 055 6938610 nfrologiasmn@uslcentro.toscana.it</p>

TESTED BY: [Handy Superabile Social Promotion Association](#) in 2024

